

Data Analysis – ENGLISH LANGUAGE COMPETENCE

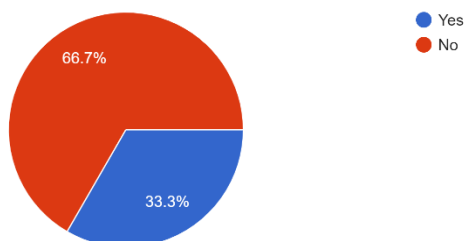
Target: 22 students of I.C. Cena aged 12-13

Teachers of I.C. Cena

First year measurement (2018)

Students

Do you have any English certificate?
21 responses

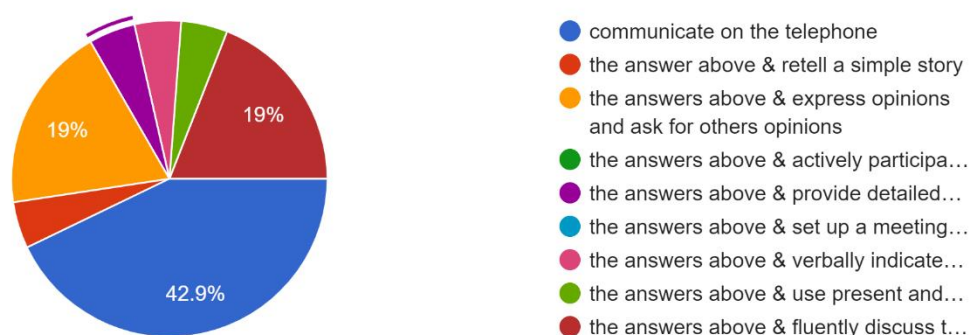


At the beginning of the project, only 33,3% has a certificate about English language competence .

As far as the language certification is concerned, some partners of our project don't use to certify the language competence also because their school are in small areas where it is difficult to find centre to certify English.

The most part of the students, near 60%, evaluate themselves at an initial level of interaction.

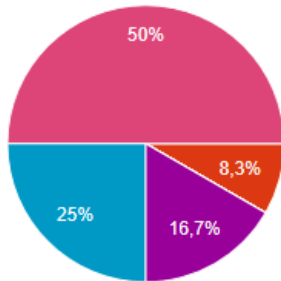
I can...
21 responses



We want to enlarge the number of students who can express their opinion and participate in a group work, which is actually very low, near 4,8 % reducing the category where people say they can only express opinion and ask about others opinion (19%). The aim in one year is to increase up 9%.

Teachers

Only 25% of the teachers has an English certificate. It is quite a good starting point, considering that in the project the most part of the teachers are not teachers of English, as a matter of facts there are also music, technology, literature teachers who are not supposed to be fluent in English.

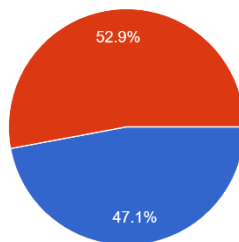


Through this project we would reach a better level of interaction also among teachers, which means to enlarge the number of teachers who actually can only answer and ask simple questions (8,3%). The aim is to increase up to 9%.

II measurement (2019)

Students

Do you have any English certificate?
34 responses

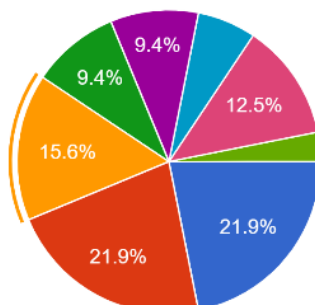


● Yes
● No

At the beginning of the project, 33,3% had a certificate about English language competence. After one year the rate is 47,1. Many students applied to have a certificate to have more options to travel abroad because it was one of the criterions to be involved in the mobility.

The rate we wanted increase is now 9,4% and the rate we wanted to reduce is now 15,6%. The graph shows the decrease of the rate in the

I can...
32 responses

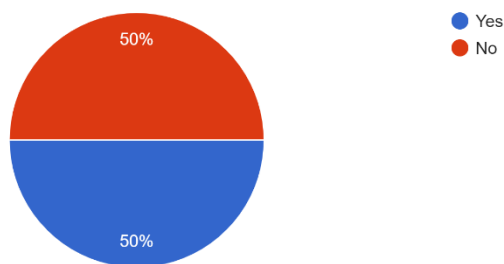


● communicate on the telephone
● the answer above & retell a simple story
● the answers above & express opinions and ask for others opinions
● the answers above & actively participa...
● the answers above & provide detailed...
● the answers above & set up a meeting...
● the answers above & verbally indicate...
● the answers above & use present and...
● the answers above & fluently discuss t...

After one year project, the part of the students that was at an initial level of interaction (communicate on the phone and express opinions and ask other's opinions was near 60%), is reduced to 43.8 %.

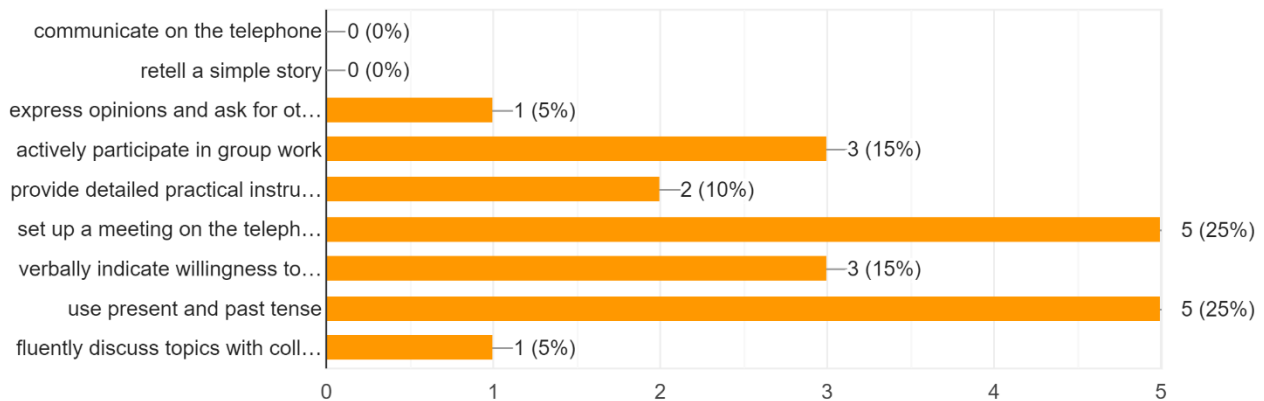
Final measurement (2021)

Do you have any English certificate?
20 responses



At the end of the project 50% of the students have an English certificate which is more than we expected at the beginning. The rate from the beginning turned from 33,3% to 50%.

I can...
20 responses



Here the evidence is that we reached a good result, when the students evaluate themselves at a higher level of interaction, more than at the beginning of the project.